

**MTH ELECTRIC TRAINS**  
**Fall 1995**





PENNSYLVANIA  
42011



FRISCO

276

PENNSYLVANIA  
2724

BALTIMORE

The Texas Special

400

NORTH WESTERN  
105







## Finding Quality In The Tradition You Remember


*The romance of model railroading. It brings back the best memories from our youth and provides a wholesome hobby for families to share and enjoy. Yet, too often today, products do not embody the rugged quality or tradition of honest value that we remember.*

*MTH Electric Trains believes that the finest qualities of model railroading do not have to be a thing of the past. Pick up an MTH engine and sense the feel of yesteryear's trains. It is a feeling not only captured in our engine's durable construction and magnificent detailing, but in their state-of-the-art performance as well. MTH Trains are not only "as good as they used to be," they are better.*


*The MTH 1995 catalog also brings back the wonderful feel of the golden age of railroading with our attractive artist renderings. The dynamic portrayal of our trains in renderings, in combination with actual photographs of models, will make the MTH catalog more entertaining and fun for our customers.*

*We hope you enjoy our new catalog and please remember, your comments and suggestions are always welcome.*

MTH Electric Trains  
9693-A Gerwig Lane  
Columbia, Maryland 21046  
410-381-2580









# GG-1 ELECTRIC

Perhaps no other locomotive is as recognized as the legendary GG-1. With twelve motors generating more than 8500 horsepower, this 230 ton behemoth set standards which could not be matched. Whether pulling a famous passenger train like the Broadway Limited at 100 miles per hour, or hauling a heavy freight consist, the GG-1 was more than up to the task. The Raymond Loewy designed streamlined powerhouse was so successful that the fleet

totaled 139 units, and became virtually synonymous with the Pennsylvania Railroad. Serving for more than four decades, the GG-1 became a true legend to all railfans and is a favorite of modelers and collectors alike.



Pennsylvania Brunswick Green  
5-Stripe GG-1  
Item No. 5105





Brunswick Green Solid Stripe GG-1  
Item No. 5100



Tuscan 5-Stripe GG-1  
Item No. 5101



Brunswick Green w/Silver Stripe GG-1  
Item No. 5102

MTH Electric Trains is proud to bring the finest traditional-sized GG-1 ever made to the O Gauge market. Powerful dual motors with flywheel coasting provide unmatched power for pulling even the longest consists. MTH state-of-the-art electronic components allow the GG-1 to perform flawlessly whether it is highballing through the countryside or slowly creeping into a station. The MTH GG-1 will operate on O31 track and will be offered in six paint schemes, including two prototypical schemes of the Pennsylvania Railroad never before produced in O Gauge.

## GG-1 Features

- Die-Cast Body
- Directional Operating Headlights
- Glowing Marker Lights
- Two Flywheel-Equipped Precision Motors
- Die-Cast Trucksides & Pilots
- Operates With Any "Standard" AC Transformer
- Simulated Digital Horn
- Operating Couplers
- Runs On O-31 Curves
- Authentic Paint Schemes
- Metal Chassis



1934 Gold Stripe GG-1  
Item No. 5103



Silver w/Red Stripe GG-1  
Item No. 5104



Brunswick Green 5-Stripe GG-1  
Item No. 5105



# F-3 DIESELS RETURN!!

MTH Electric Trains is once again proud to announce eight new exciting roadnames of the fabulous EMD F-3 diesel locomotive. Available as AA or A-B-A consists, every MTH F-3 contains two powerful flywheel equipped motors, state of the art electronics controlling locomotive direction and lighting, and a simulated digital diesel horn or our optional ProtoSounds Electronic system. In short, the durable MTH F-3's are designed for years of realistic O gauge operation.

Included in our eight new roadnames is a new concept for 1995, the Builder's Series. MTH is proud to introduce this exciting new series - a first for O Gauge railroading. The MTH Builder's Series will showcase various locomotive manufacturers' demonstrator models, each in their own colorful prototype liveries. Railroading enthusiasts will find the Builder's Series an excellent way to trace the roots and history of your favorite engines.

## BUILDER SERIES - #1



EMD Demonstrator F-3 A-B-A  
Item No. 2098

In 1946, EMD was one of the first locomotive manufacturers to decorate their diesels in their own color scheme as a way to demonstrate the engine's performance for potential railroad customers. The flashy GM Electro-Motive paint scheme is one of the most attractive F units ever, and will be the highlight of your F-3 collection.

## Featuring

- Operating Directional Headlights
- Die-Cast Trucks, Fuel Tank & Pilots
- Operating Die-Cast Knuckle Couplers
- Authentic Paint Schemes
- 2 or 3-Rail Versions
- Operates On O-31 Track
- Metal Handrails & Horns
- Works With "Standard" AC Transformers
- Available With Electronic Horn or ProtoSound™
- Twin Precision Motors With Flywheels





FEATURING



DESIGNED BY OSIN

**NOW With  
Automatic Battery  
Shut Off, Diesel  
Engine Shutdown,  
Cab Chatter & More!**

Atlantic Coast Line F-3 A-B-A  
Item No. 2088





Texas Special F-3 A-B-A  
Item No. 2084



Western Maryland F-3 A-B-A  
Item No. 2083



Burlington F-3 A-B-A  
Item No. 2085










Northern Pacific F-3 A-B-A  
Item No. 2087




New Haven F-3 A-B-A  
Item No. 2089



Lehigh Valley F-3 A-B-A  
Item No. 2086







# FM'S RUGGED H10-44 SWITCHER

Using technology developed and tested during World War II, Fairbanks-Morse introduced their first opposed-piston powered diesel to the industry in 1944. The gutsy H10-44's reliability and performance soon made it a familiar sight in railroad yards across the country.

In the designation H10-44, "H" stood for its hood-type construction, the "10" for 1000 horsepower, and the "44" for the B-B wheel arrangement. Although most of the H10-44s disappeared from the scene by the mid-Seventies, the units earned their place in history by making Fairbanks-Morse an important player in the industry.

Frisco H10-44 Diesel Switcher  
Item No. 2076







MTH Electric Trains is proud to offer this uniquely-styled switching workhorse to the O Gauge market. Featuring MTH quality construction the H10-44 will be produced in 1/4 inch scale and contain all of the premium features which make an MTH diesel the finest available. Although nimble enough to operate on O27 curves, this FM switcher still has the power to pull over fifty freight cars with ease.

Choose from eight paint schemes, each with three different cab numbers, and put the best O gauge switching diesel ever made on your layout.

**FEATURING**



DESIGNED BY **OSI**


**NOW With  
Automatic Battery  
Shut Off, Diesel  
Engine Shutdown,  
Cab Chatter & More!**





Chicago Northwestern H10-44  
Diesel Switcher  
Item No. 2078


## H10-44 Diesel Switcher Features

- Operating Directional Headlights
- Die-Cast Fuel Tank, Trucksides & Pilots
- Metal Handrails & Decorative Horns
- Operating Die-Cast Knuckle Couplers
- Authentic Paint Schemes In 2 or 3-Rail
- Operates On O-27 Track
- Available In 3 Different Cab Numbers
- Operates With Any "Standard" AC Transformer
- Available With Simulated Digital Horn or ProtoSound™ Package
- Twin Precision Motors With Flywheels
-  DCRU™ Reverse Unit






Pennsylvania H10-44 Diesel  
Item No. 2075




New York Central H10-44 Diesel  
Item No. 2079



Frisco H10-44 Diesel  
Item No. 2076



Milwaukee Road H10-44 Diesel  
Item No. 2080



Santa Fe H10-44 Diesel  
Item No. 2077



Southern Pacific H10-44 Diesel  
Item No. 2081



Chicago Northwestern H10-44 Diesel  
Item No. 2078



Union Pacific H10-44 Diesel  
Item No. 2082

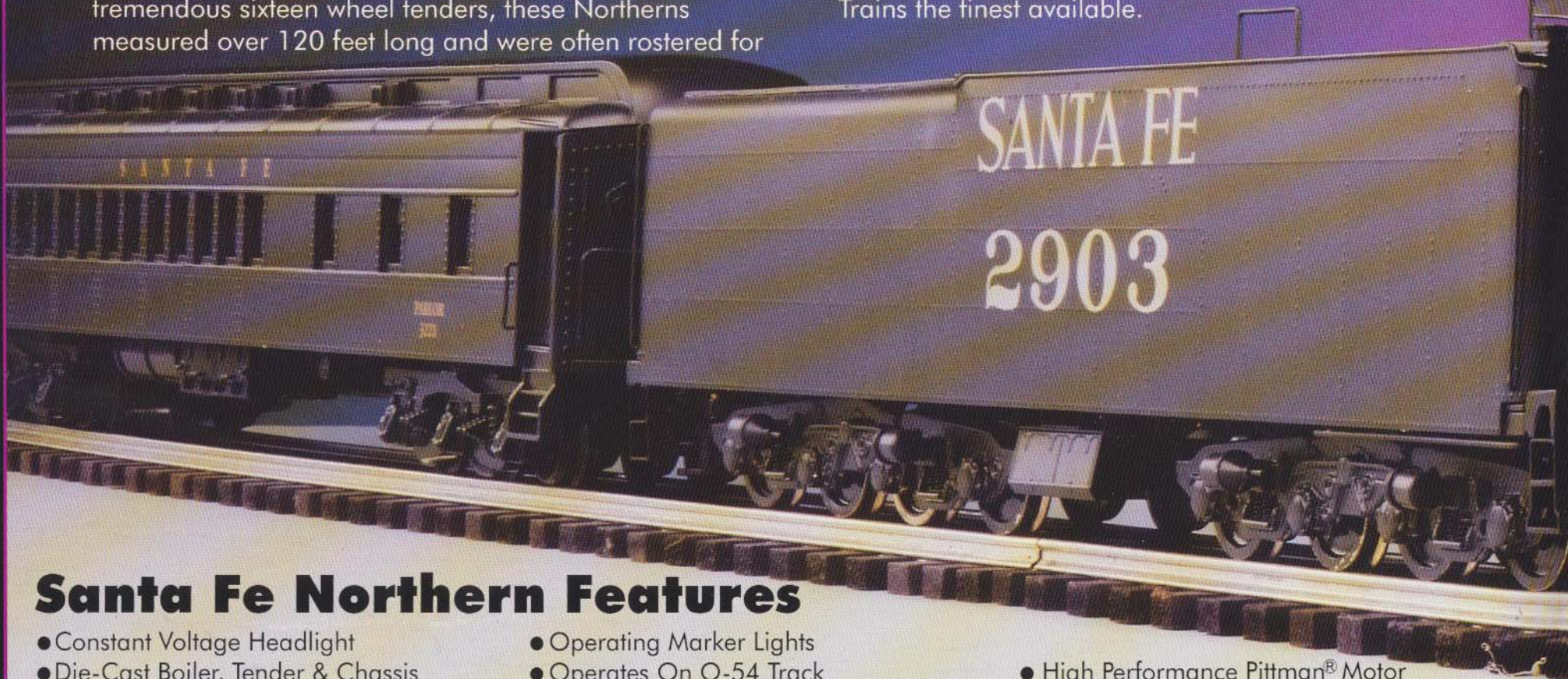


# SANTA FE POWER UNLEASHED!

The heaviest straight passenger locomotives ever produced, the famous Santa Fe 4-8-4s epitomized steam power. The heavily graded western lines of the ATSF required an engine with enormous power and the first 4-8-4s were delivered from Baldwin in 1927. By the forties, the new oil-burning, 2900 series had arrived and were known as the longest 4-8-4s ever built. With their tremendous sixteen wheel tenders, these Northerns measured over 120 feet long and were often rostered for

the entire journey from Chicago to Los Angeles, a distance of over 1700 miles.


MTH Electric trains is proud to announce the arrival of this prodigious monster of the rails. This legend will be produced in 1/4 inch scale proportions and contains all of the meticulous detail and features which make MTH Trains the finest available.



## Santa Fe Northern Features

- Constant Voltage Headlight
- Die-Cast Boiler, Tender & Chassis
- 1/4 Inch Scale Dimensions
- Operating Smoke Unit
- Detailed Cab Interior
- Operating Marker Lights
- Operates On O-54 Track
- Available In 3 Different Cab Numbers
- Operates With Any "Standard" AC Transformer
- High Performance Pittman® Motor
- Remote ProtoCoupler Operation
- Operating Backup Light
- ProtoSound™ Digital SoundPackage





Santa Fe 4-8-4 Northern Item No. 3013





M.T.H.



DESIGNED BY 

**NOW With  
Automatic Battery  
Shutoff**



While the Santa Fe 2900 Series engines may have last run on regular service forty years ago, they have yet to fade from memory in the minds of railfans. In fact, several 2900 series engines are still on display throughout the country.

MTH Electric Trains is proud to promote our 1/4 scale reproduction of this famous engine and will pay homage to the Santa Fe's railfans by producing three different engine numbers from the famous 2900 series. Those of you familiar with the Santa Fe may recognize the three engine numbers as being the same numbers found on some of the remaining engines still on display or being outfitted for excursion work.



### **No. 2903 - *The Chicago***

Currently on display at the Museum of Science and Industry, but scheduled to move to its new home at the Illinois Railroad Museum.



### **No. 2912 - *The Pueblo***

Currently undergoing a complete rebuilding by the Pueblo Locomotive and Rail Historical Society for railfan excursions, the "Pueblo" formerly was on display on Union Avenue near City Hall in Pueblo, Colorado.

### **No. 2921 - *The Modesto***

Currently on display at the Beardbrook Park in Modesto, California. No. 2921 was donated by the Santa Fe Railroad to the city of Modesto in 1959.

Every Santa Fe 2900 series engine will be produced to the same detailing and operating standards you have come to expect from MTH Electric Trains. Features include a high performance Pittman® motor, ProtoSound digital sound and train control functions, an operating smoke unit, operating headlight and marker lights, a detailed cab interior and much more! Each of the three cab numbers will be limited in production, so choose your favorite number or collect all three!





UNION PACIFIC

1303

ROAD OF

*The Streamliners*

O.S.L.  
47752

A.T.&S.F.

3





163



Ship and Travel  
SANTA FE  
-all the way

NEW YORK CENTRAL

3000



UNION PACIFIC  
U.P.  
91064

Be Specific -  
ship  
UNION PACIFIC

UNION PACIFIC

U.P.  
3821

UNION PACIFIC  
U.P. 5875  
ROAD OF BIL

SFRD  
13448

AT SF  
166 593

ATSF 10125

NYC  
0190



N Y C  
71 52 29



**RAIL KING**  
Electric Trains

## 4-8-2 SANTA FE STEAM ENGINE

Introducing the best O27 steamer ever made, the new RailKing L-3 Mohawk. Featuring MTH quality

construction, the L-3 combines Fifties ruggabilty and nineties technology in a die-cast traditional-sized locomotive.




**SUPER DETAILED BOILER  
AND CAB INTERIOR**



Compare the workmanship, detail, pulling power, and components on the RailKing 4-8-2 to any O27 steamer and you will see why MTH is the quality leader. The

completely new state-of-the-art design allows for superior performance even on the smallest turns.

The L-3 Mohawk is the perfect die-cast workhorse for smaller layouts or as a youngster's first train that will last for years and years.



Santa Fe 4-8-2  
Die-Cast Steam Engine  
Item No. 1102



**RAIL KING**  
Electric Trains

# 4-8-2 NYC L-3 MOHAWK



New York Central L-3 4-8-2  
Die-Cast Steam Engine, Item No. 1101



## RailKing Steam Engine Features

- Die-Cast Boiler, Tender & Chassis
- Operating Headlight
- Operating Smoke Unit
- Detailed Cab Interior
- Decorative Metal Bell & Whistle
- Flywheel Coasting Drive Train
- Operates With Any "Standard" AC Transformer
- Simulated Digital Whistle
- Operating Die-Cast Coupler
- Runs On O-27 Track
- Attractive Paint Schemes



**STATE-OF-THE-ART FLYWHEEL EQUIPPED CHASSIS  
AND RAILKING PUFFING SMOKE SYSTEM**



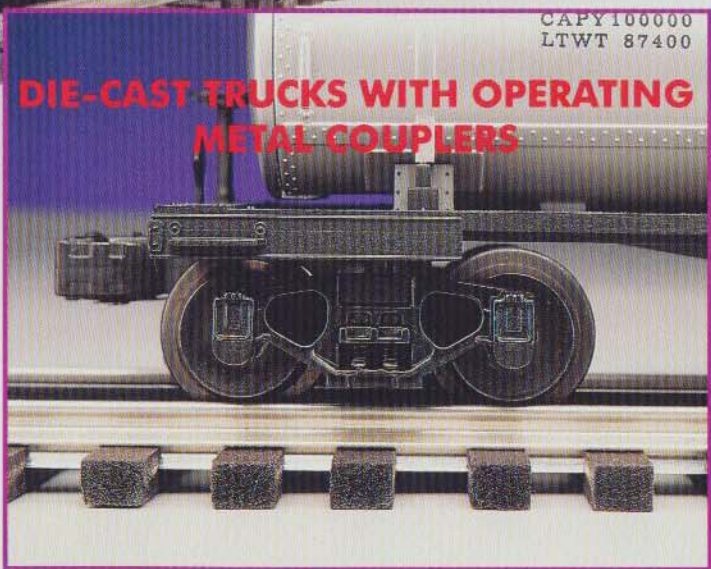



# SEMI-SCALE FREIGHT CARS

New for 1995, MTH introduces RailKing Freight Cars!

Build your railroad empire with a full

line of rugged, semi-scale freight cars. Designed for operation on O27 track, all RailKing cars feature sturdy construction, including die-cast metal trucks and



CAPY100000  
LTWT 87400

**DIE-CAST TRUCKS WITH OPERATING METAL COUPLERS**



couplers mounted on metal floors. Smooth-rolling, needle-point axles mean RailKing cars have less drag allowing you to pull longer consists. Best of all, these semi-scale RailKing

freight cars are built to last for years of railroading fun.

Choose from eight different car styles in a variety of roadnames and

colors to create your own handsome consist. Line them up behind your RailKing L-3 Mohawk or GG-1 for terrific operating fun!!





**STOCK CARS!**



**BOX CARS!**

**TANK CARS!**



**FLAT CARS!**



**GONDOLAS!**



**REEFERS!**

**LIGHTED CABOOSSES!**




**HOPPERS!**





## ***RAIL KING*** **SEMI-SCALE FLAT CARS**

- No. 7600 Pennsylvania
- No. 7601 New York Central
- No. 7602 Union Pacific
- No. 7603 Santa Fe
- No. 7604 Trailer Train



## ***RAIL KING*** **SEMI-SCALE ILLUMINATED CABOOSE**


- No. 7700 Pennsylvania
- No. 7701 New York Central
- No. 7702 Union Pacific
- No. 7703 Santa Fe
- No. 7704 Nor. & Western

## ***RAIL KING*** **SEMI-SCALE REFRIGERATOR CARS**

- No. 7800 Pennsylvania
- No. 7801 New York Central
- No. 7802 U.P. Pacific Fruit
- No. 7803 Santa Fe
- No. 7804 R.E.A.








***RAIL KING***  
**SEMI-SCALE  
 STOCK CARS**

- No. 7100 Pennsylvania
- No. 7101 New York Central
- No. 7102 Union Pacific
- No. 7103 Santa Fe
- No. 7104 Atlantic Coast Line




***RAIL KING***  
**SEMI-SCALE  
 BOX CARS**

- No. 7400 Pennsylvania
- No. 7401 New York Central
- No. 7402 Union Pacific
- No. 7403 Santa Fe
- No. 7404 Illinois Central




***RAIL KING***  
**SEMI-SCALE  
 GONDOLA CARS**

- No. 7200 Pennsylvania
- No. 7201 New York Central
- No. 7202 Union Pacific
- No. 7203 Santa Fe
- No. 7204 Milwaukee Road



***RAIL KING***  
**SEMI-SCALE  
 TANK CARS**

- No. 7300 Pennsylvania
- No. 7301 New York Central
- No. 7302 Union Pacific
- No. 7303 Santa Fe
- No. 7304 Baltimore & Ohio





**RAIL KING**  
Electric Trains

# TRADITIONAL BOXED SETS



There may be no finer way to introduce a train lover, of any age, to the hobby of model railroading than with a Rail-King Traditional Boxed Set. Each set contains either an H10-44 diesel switcher or a die-cast RailKing L-3 steam engine and four quality RailKing freight cars, each equipped with durable die-cast trucks.

Track & Transformer Not Included



# TINPLATE ACCESSORIES

MTH Electric Trains bring America's favorite tinplate accessories to life with the Powerhouse and operating Kingsbury Firehouse and Pumper Truck. Both feature sturdy tin construction and bright, colorful paint schemes. You are sure to agree that these timeless classics would make a wonderful edition to any layout or collection.

Produced in limited quantities the Powerhouse and Firehouse may be ordered separately or as a specially priced set. Don't miss your chance to own these two famous tinplate accessories from an era gone by, but not forgotten.



Cream & Orange Powerhouse  
Item No. 1017



Red & White Powerhouse  
Item No. 1018



Kingsbury Firehouse  
& Pumper Item No. 1003





# PROTOSOUNDS ELECTRONICS

DESIGNED BY **QSI**

Model railroading, like the rest of society, is undergoing a tremendous technological metamorphosis. Hi-tech products proliferate our lifestyles and now it seems that even railroading is going "digital".

While some of us may long for the days of "simple" products in lieu of learning how to use new electronic gadgets, we at MTH recognize that it is possible to incorporate modern technology into our products that is both easy and simple to use. Such a philosophy allows our products to appeal to youth, raised in a computerized age, and to the rest of us, who may feel slightly intimidated by technology. The end result though, is a product line that ties us together in a wholesome hobby the whole family can enjoy.


By joining forces with the model railroad industry's leading electronics developer, QSI, we unveiled our ProtoSounds digital sound and train control system in our first die-cast steam engine, the U.P. Challenger. Since that beginning, we have received tremendous customer praise regarding the innovative features ProtoSounds has provided the operator. Where once customers wished for quality sound, they now realize and demand much more from their model trains. ProtoSounds remote control of basic functions like coupler operation, sound volume and lockout control now give the operator unprecedented control of his empire.

The success of ProtoSounds has inspired us to introduce a whole new line of electronic products through a new division of MTH Electric Trains called ProtoSound Electronics. The simplicity of our designs allow most of these products to work in

virtually any O, Standard and even S Gauge train that operates on AC current. Control of various ProtoSounds systems can still be done with those trusted, simple to operate transformers of yesteryear. Imagine that, 1920's era technology completely compatible with 1990's technology! It doesn't get any simpler than that. To learn more, read on, or better yet, see your dealer for a copy of our ProtoSounds demo tape. You'll find it an entertaining, informative and instructive look on installing and operating ProtoSound Electronics & MTH Electric Trains.



## ProtoReverse Units




State-of-the-art ProtoReverse Units feature a patented 3-second reset that makes it simple to double and triple-head engines equipped with ProtoReverse Units or ProtoSounds modules. If any engine gets out of synch, simply turn power off for 3 or more seconds and all the engines will automatically "reset" themselves to run in the same direction. And, with six different versions available, virtually any engine built since the turn of the century can be retrofitted!

### Featuring

- Suberb Low Speed Control
- No More Sudden Starts & Stops
- Allows Double Heading Without Bulky Wire Harnesses
- 3-Second Reset For Fast Synchronization
- Ignores Momentary Voltage Interrupts From Faulty Switches or Dirty Track
- No Noisy, Buzzing Mechanical Sounds
- Easy To Follow Installation Instructions
- One-Year Limited Warranty
- Available For AC or DC Motored Engines



## ProtoLoco Digital Locomotive Sound Systems



Adding 16-Bit digital sound quality to your engine is almost as easy as plugging in a lamp. Any of the three ProtoSounds Sound Systems plug into a ProtoReverse unit for CD-like sound quality you have to hear to believe. In addition to hearing actual locomotive sounds, you also gain control of your engine in ways never thought possible. For example, no longer will you need an uncoupling track section for coupling duties thanks to ProtoCoupler, the remote controlled coil wound coupler that can be activated anywhere on your layout with virtually any standard AC transformer's whistle button.

### Available In

#### Proto-Horn

*Featuring:* Simulated digital diesel horn with realistic horn sound.

#### Proto-One

*Featuring:* 16-Bit digital recording of actual steam or diesel engine including whistle or horn and bell sounds, remote lock-out control, remote & manual volume control and self-recharging battery backup with auto shutoff.

#### Proto-Plus

*Featuring:* 16-Bit digital recordings of specific size steam or diesel engines including whistle or horn and bell sounds, remote lock-out control, remote & manual volume control, coil coupler control (coupler not included), self-recharging battery backup, slave control, engine direction startup control, coupler on/off control with auto shutoff.


#### Proto-Deluxe

*Featuring:* 16-Bit digital recordings of specific steam or diesel engines including actual railroad types (ie: S.P. Gs-4 or PRR S-2), whistle or horn sounds, bell sounds, remote lock-out control, remote & manual volume control, coil coupler control, self-recharging battery backup with auto shut off, Temporary ID selection, slave control, engine direction startup control, smoke unit control, overhead blinking light control, coupler on/off control, demo mode setting, Roadname ID control, Engine Type ID control, Operational clear, Transformer selection, System selection, Horn/Whistle setting and chuff rate setting.

## ProtoFreight Digital Freight Car Sound Systems

ProtoSounds products are not limited to your engines alone. Your rolling stock can be upgraded with a neat hi-tech marvel containing digital, CD-like quality recordings of stock car or freight car contents. For example sounds of popular barnyard animals, including cows and horses are just what you need to make that stock car sound more "alive"! Box car sounds include breaking glass and a laughing Santa for the Christmas season. The more the car rocks while travelling around your layout, the more animated the sounds become.

Moving a consist of cars was never this noisy before. Installation is quick and the module measuring 2" x 8" fits in most O Gauge stock or box cars. Powered by a 9 volt battery and includes auto power shut off and volume adjustment knob.



Available In


Cows, Horses, Laughing Santa Christmas Sounds, and Breaking Glass with many more to come

## ProtoLayout Digital Environmental Sound Systems

ProtoSounds doesn't forget the rest of your layout either thanks to ProtoLayout, the revolutionary "environmental" sound system. Since real life sounds exist all around us, why should your layout be limited to sound devices for your motive and rolling stock. Thus was born the idea for ProtoLayout, a small, square shaped box that contains an electronic module capable of playing digital recordings of environmental sounds. Choose from sounds like a country night scene with crickets, frogs and rustling leaves, a train station scene with departing & arriving announcements, a barnyard scene with popular barnyard animals and a stormy night scene complete with howling wind, rain and thunder! Regardless of your needs, these easy to install systems can be hidden in structures or mounted under your layout. They can be powered from track current or operate off a standard 9 volt battery. Finally, you can even wire up external speakers or an amplifier for even more fidelity.







All products depicted in this catalog are not production models. In some cases, the models pictured may be HO or O Scale samples. All items graphics, features and content are subject to change after publication. All product descriptions may be verified on their retail packages.

© 1995, MTH Electric Trains, Columbia, Maryland. ProtoSound is a registered trademark of Mike's Train House. QSI, ACRU & DCRU are registered trademarks of QS Industries, Inc.